

1100 Series 1104D-E44TA Diesel Engine – Industrial Open Power Unit

100.2 kW/134.4 bhp

The 1104D-E44TA IOPU is a new addition to the 1100 Series range of IOPU engines. The 1100 Series electronic diesel engines are assembled on a new high technology production line, which makes frequent computerised checks during the production process ensuring high build quality/excellence is maintained.

The 1104D IOPU range of engines have a complete fuel system, air cleaner and radiator fitted as standard along with a choice of mechanical or electronic control system making these the ultimate power solution.

The 1100D range with their wide choice of build options, plus all the features and benefits, present a secure future for all our customers at Tier 3/Stage IIIA emissions legislation, and is the platform on which the long-term solution to Tier 4/Stage IIIB legislation will be built.

Powered by your needs

- The 1104D-E44TA IOPU offers a choice of build configurations to match the power needs of customers for a diverse range of applications

State of the art design

- The 1104D-E44TA IOPU incorporates the latest common-rail fuel system technologies with a closely optimised air-management system which is overseen by the latest generation of electronic engine control. This allows the 1104D range to deliver high power density and excellent fuel economy with low exhaust emissions and the minimum of heat rejection

Reduced noise


- Noise minimised at source – engine sound levels have been reduced by 2 dBA
- Reduction in noise suppression costs

Component commonality

- Shared front and rear ends and ‘repeated’ components – pistons, con rods and valve gear
- Rationalised inventory, streamlined training and consistent serviceability

Lower installation costs

- Virtually identical hook-up points and envelope size as the 1104C-44TA
- Customer enjoys a seamless transition during the emissions changeover process



Lower operating costs

- The 1104D maintains Tier 2/Stage II fuel economy, allowing customers to keep existing fuel tanks
- Service intervals are 500 hours standard
- Perkins comprehensive warranty cover for two years with three years on major engine components
- Low usage warranty package is also available

Product support

- Perkins actively pursues product support excellence by ensuring our distribution network invest in their territory – strengthening relationships and providing more value to you, our customer
- Through an experienced global network of distributors and dealers, fully trained engine experts deliver total service support around the clock, 365 days a year. They have a comprehensive suite of web based tools at their fingertips covering technical information, parts identification and ordering systems, all dedicated to maximising the productivity of your engine
- Throughout the entire life of a Perkins engine, we provide access to genuine OE specification parts and service. We give 100% reassurance that you receive the very best in terms of quality for lowest possible cost .. wherever your Perkins powered machine is operating in the world

Engines certified to Tier 3/Stage IIIA emissions legislation

Engine Performance	Net Intermittent	Engine Speed	Pump Sets	Engine Speed
Max Power (kW)	100.2	2200	85.1	2000
Max Power (bhp)	134.4	2200	114.2	2000
Max Torque (Nm)	556.0	1400	472.6	1400
Max Torque (lbf ft)	410.1	1400	348.6	1400

Power for a run-in engine after 60 hours.

Net Intermittent = Intermittent service where maximum power and/or are, cyclic (time at full load not to exceed 50%).
Rating standard ISO/TR 14396.

Photographs are for illustrative purposes only and may not reflect final specification.

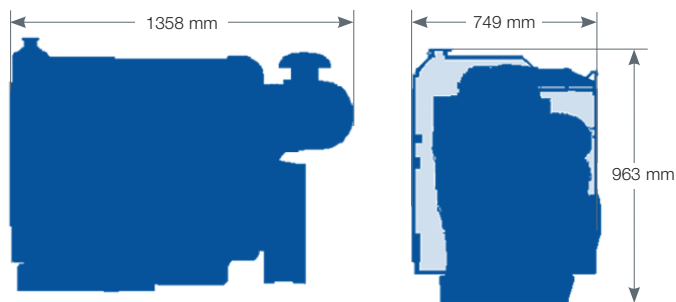

All information in this document is substantially correct at time of printing and may be altered subsequently.
Publication No. PN1907/09/12 Produced in England ©2012 Perkins Engines Company Limited

 **Perkins**[®]

THE HEART OF EVERY GREAT MACHINE

1100 Series 1104D-E44TA Diesel Engine – Industrial Open Power Unit

100.2 kW/134.4 bhp



Standard IOPU specification

Air inlet

- Mounted air filter and turbocharger

Cooling system

- Fan (pusher or puller)
- Fan drive
- Radiator
- Water pump

Electrical equipment

- Alternator (12 or 24 volt)
- Starter motor (12 or 24 volt)

Flywheel and housing

- Flywheel
- SAE 3 flywheel housing

Fuel system

- Fuel filter

Lubrication system

- Oil cooler and filter
- Timing case oil filler

Mountings

- Engine mounting brackets

PTO

- SAE A or SAE B front PTO (142/280 Nm)

Starting aids

- Glow plugs

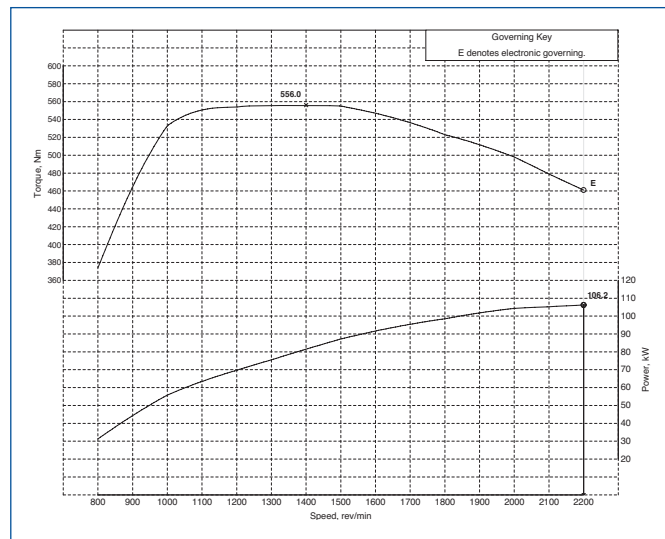
Literature

- User's Handbook

Option groups

The 1104D-E44TA IOPU offers a wide choice of standard build specifications to meet specific customer needs:

- 12 or 24 volt alternator
- Pusher or puller fan
- SAE A or SAE B front PTO (142/280 Nm)
SAE B provides 63 kW/85 hp
- Air compression



General data

Number of cylinders	4 in-line
Bore and stroke.....	105 mm x 127 mm
Displacement	4.4 litres
Aspiration	Turbocharged air to air aftercooled
Cycle.....	4 stroke
Combustion system.....	Direct injection
Compression ratio	18:2
Direction of rotation	Anti-clockwise, viewed on flywheel
Cooling system.....	Liquid
Total lubrication system capacity.....	8.4 litres
Total coolant capacity	17 litres
Dimensions – Length	1358 mm
Width	749 mm
Height	963 mm
Dry weight (Electropak)	520 kg
Final weight and dimensions will depend on completed specification	

Photographs are for illustrative purposes only and may not reflect final specification.

All information in this document is substantially correct at time of printing and may be altered subsequently.
Publication No. PN1907/09/12 Produced in England
©2012 Perkins Engines Company Limited

Perkins Engines Company Limited

Peterborough PE1 5FQ
United Kingdom
Telephone +44 (0)1733 583000
Fax +44 (0)1733 582240

www.perkins.com



THE HEART OF EVERY GREAT MACHINE