


400 Series 403F-15G ElectropaK

14 kWm (18.8 hp) @ 1800 rpm

Building on our proven reputation within the power generation industry, the newly introduced Perkins® 400F range of ElectropaK engines is an evolution of the highly successful 400D range.

The 400F range of ElectropaKs has been designed to fully comply with the latest EPA Tier 4 Final emissions legislation in North America.

For customers, these ElectropaKs provide compact power from a robust family of 3 and 4 cylinder diesel engines, optimised to provide economic, durable and quiet operation demanded by the power generation industry.



Powered by your needs

- The 403F-15G ElectropaK is a powerful but quiet 1.5 litre, naturally aspirated, 3-cylinder compact package

Reliable, Quiet, and Durable Power

- World-class manufacturing capability and processes coupled with proven core engine designs assure reliability, quiet operation and many hours of productive life

Compact, clean and efficient power

- A simple, cost effective solution to meet highest regulated emissions
- Design features on our range of ElectropaKs and Electro Units ensure clean rapid starting in all conditions whilst delivering impressive performance with low operating costs in a small, efficient package size

Low cost of ownership

- 50% reduced oil consumption
- Easy maintenance and serviceability
- Fuel efficient
- Oil and filter changes are 500 hours, dependent on load factor
- Engine durability and reliability, the warranty offering and ease of installation combine to drive down the cost of ownership
- Approved for operation on biodiesel* concentrations of up to 20%

Product support

- With highly trained Perkins distributors in thousands of communities in over 180 countries, you are never far away from expert product knowledge, genuine parts and a range of advanced diagnostic technology for keeping your engine in peak condition

Warranties and Service Contracts

We provide one-year warranties for constant speed engines and two-year warranties for variable speed models, as standard. These are supported by multilevel Extended Service Contracts that can be bought additionally

Discover more

www.perkins.com
www.perkins.com/esc

www.perkins.com/distributor

To find your local distributor

Engine speed	Type of Operation	Typical Generator Output (Net)		Engine Power			
				Gross		Net	
		kVA	kWe	kWm	hp	kWm	hp
1800	Prime power	14.8	11.9	14.0	18.8	13.8	18.5
	Standby power	14.8	11.9	14.0	18.8	13.8	18.5

*Subject to conformance with ASTM D6751 and EN14214.

Power output for a run-in engine after 60 hours.

The above ratings represent the engine performance capabilities to conditions specified in ISO 8528/1, ISO 3046/1:1986, BS 5514/1. Derating may be required for conditions outside these; consult Perkins Engines Company Limited. Generator powers are typical and are based on typical alternator efficiencies and a power factor (cos ϕ) of 0.8.

Fuel specification: BS 2869: Part 2 1998 Class A2 or ASTM D975 D2.

Rating Definitions: Prime Power: Power available at variable load in lieu of a main power network. Zero overload capacity.

Standby (maximum): Power available at variable load in the event of a main power network failure. No overload is permitted.

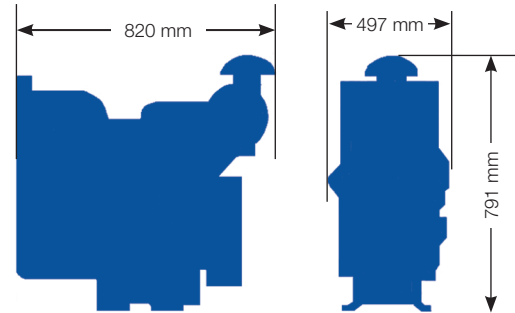

Photographs are for illustrative purposes only and may not reflect final specification.

All information in this document is substantially correct at time of printing and may be altered subsequently.

Publication No.PN3033/09/13 Produced in England ©2013 Perkins Engines Company Limited

400 Series 403F-15G ElectropaK

14 kWm (18.8 hp) @ 1800 rpm



Standard electropaK specification

Air inlet

- Mounted air filter

Fuel system

- Mechanically governed cassette type fuel injection pump
- Split element fuel filter

Lubrication system

- Wet steel sump with filler and dipstick
- Spin-on full-flow lub oil filter

Cooling system

- Thermostatically-controlled system with belt driven coolant pump and pusher fan
- Mounted radiator, piping and guards

Electrical equipment

- 12 volt starter motor and 12 volt 40 amp alternator with DC output
- Oil pressure and coolant temperature switches
- 12 volt shut-off solenoid energised to run
- Glow plug cold start aid and heater/starter switch

Flywheel and housing

- High inertia flywheel to SAE J620 Size 7½ Heavy
- Flywheel housing SAE 4 Long

Mountings

- Front and rear engine mounting bracket

Optional equipment

- Parts book

General data

Number of cylinders	3
Cylinder arrangement	Vertical in-line
Cycle	4 stroke
Aspiration	Naturally aspirated
Combustion system	Indirect injection
Compression ratio	22.5:1
Bore and Stroke	84 x 90 mm (3.3 x 3.5 in)
Displacement	1.496 litres (91.3 cubic in)
Direction of rotation	Anti-clockwise viewed on flywheel
Cooling system	Water cooled
Total coolant capacity	6.0 litres (1.6 US gals)
Total lubrication system capacity	6.0 litres (1.6 US gals)
Dimensions	
Length	820 mm (32.3 in)
Width	497 mm (19.6 in)
Height	791 mm (31.1 in)
Total weight (dry)	197 kg (434 lb)

Final weight and dimensions will depend on completed specification.

Engine speed	Fuel Consumption	
	1800 rpm	
	g/kWh	l/hr
100% prime power	253	4.27

Option groups

A selection of optional items is available to enable you to prepare a specification precisely matched to your needs.

Emissions statement

Constant Speed engines for use in Industrial, IOPU and ElectropaK applications: Certified against the requirements of US EPA Tier 4 Final (40 CFR Part 60 for stationary applications and 40 CFR Part 1039 for mobile applications). Less than 19 kW EC certification not required.

Photographs are for illustrative purposes only and may not reflect final specification.

All information in this document is substantially correct at time of printing and may be altered subsequently.
Publication No.PN3033/09/13 Produced in England ©2013 Perkins Engines Company Limited

Perkins Engines Company Limited

Peterborough PE1 5FQ
United Kingdom
Telephone +44 (0)1733 583000
Fax +44 (0)1733 582240
www.perkins.com



THE HEART OF EVERY GREAT MACHINE